

# Solution Assessments as a Service

*Top Unmanaged for Partner*

Paolo Valcher  
Solution Assessment Area Lead  
Microsoft Western Europe – HQ

[Click to go to Video](#)



**Curated Assessments**



**Powerful  
1st or 3rd party tools**



**Customized visualizations  
and recommendations**

# Using data to drive better decisions



- Microsoft Solution Assessments use the power of data-driven recommendations and actionable steps to help customers improve productivity, reduce costs, and optimize their investments



## Valuable insights

Get expert recommendations for your technology journey so you can make the best decisions for your business



## Trusted partnership

We'll help you find the right Microsoft partner to drive your digital transformation




## Peace of mind

Rest easy knowing you are staying ahead of your organization's security needs

# Solution Assessment – the Value

Provides customers with an in depth understanding of the **opportunities** available in their environments to improve productivity, reduce cost and optimize investments.

- A Solution Assessment is a set of proven processes that delivers a comprehensive view of a tangible data insights, inventory, usage, and risks, ultimately enabling organizations to **regulate costs and resources, manage business, and align IT investments with business needs.**
- Solution Assessment provide data based **real data** on existing infrastructure, **security** threats and **migration** options including **TCO** views
- From a **security** standpoint, a Solution Assessment helps organizations identify and counter potential threats by ensuring that end-of-life products get decommissioned and that product updates and security patches are applied in a timely way.



## Planning

Prepare environment for tool deployment  
Identify key points of contact and process owners  
Identify scope of workloads & applications



## Data collection

Deploy toolset/s:  
Azure Migrate, Move, Cloud Pilot, DMA, SQL script  
Data Collection for 5-30 days



## Data analysis

Review and validate all collected data, complete analysis and prepare **Business Case**  
TCO



## Final recommendations

**Present our results, recommendations,** and next steps through an overview presentation and detailed set of outputs

# HOW: Solution Assessment – as a Service model

What do I have?



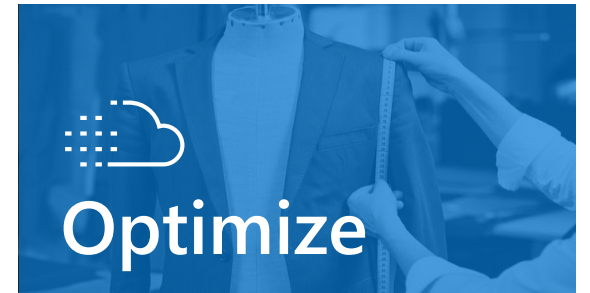
What should I do?



How shall I do it?



How can I optimize?



Partner

## Microsoft as a service

Discovery Tool  
Migration Tool – Data Collection  
Data analysis

Final Assessment Report  
Recommendations &  
Action Plan  
Workshop  
**Migration Action Plan and sign off**

Migration in Execution

“Tailored” Cloud Project  
Consumption monitoring  
Cost Control & Governance  
Managed Service



# Solution Assessment | as a Microsoft service - Goals

Accelerate top unmanaged customers' Microsoft cloud adoption by delivering cloud assessments and migration support at scale

4 solution assessments offered to help customers:

- 1. Data & Infrastructure Migration:** Helps customers modernize their server & data storage and provide recommendations for migration to Azure
- 2. CyberSecurity:** Helps customers understand security risks in their IT Infrastructure and how to solve issues
- 3. Application Modernization:** Assists customers identify and prioritize applications for cloud modernization
- 4. Workplace Modernization:** Provides the customer with a detailed prioritized set of recommendations of their overall cloud-ready capabilities in relation to their desktop cloud migration strategy

# Partner Value



Reduce time to market ready to present final project proposal



Focus on Partner core business



Demonstrates deep partnership with Microsoft



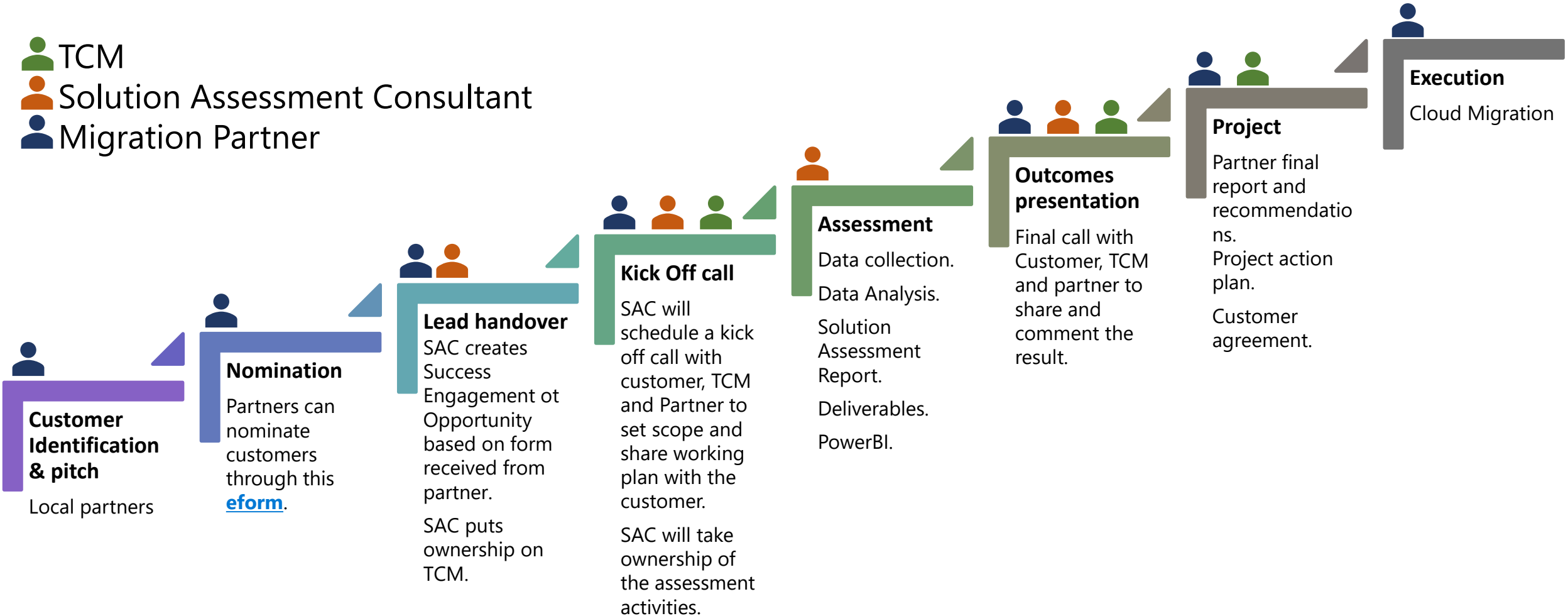
Assessment data gathering developed by a 3rd party



Partner involved in every step and leads the final project

# Solution Assessment process

-  TCM
-  Solution Assessment Consultant
-  Migration Partner





# Solution Assessments & Partners deliverables

## Assessment Deliverables (Microsoft Provided)

### Infrastructure Optimization

- End of Support Systems
  - Right-Sizing for IaaS
- IaaS Projections (Windows & Basic Linux)
- Dependency Mapping
- Performance Metrics

### Application Modernization

- Recommendations for Azure VM, SQL DB, Web app, Containers
  - IaaS/PaaS TCO

### Cybersecurity & Threat Assessment

- OS and SQL End of Support
- SQL Service Pack Deviations
  - Software Vulnerabilities
    - Missing Antivirus
- Exposure to Ransomware, and other threats

### Workplace Modernization

- End of Support Systems
- Security Profile & Threat Advisor
- Competitive product mapping to M365 & TCO
  - Aging Hardware

## Partner Deliverables

### Migration Plan

A customized migration plan should address scope, time and cost:

- Provide recommendations on the data gathered and analysis completed during the assessment
- Provide a prioritized roadmap detailing the cloud migration recommendations
- Provide a detailed timeline and milestones

# Partner - Final Assessment Report, must include

1. **Executive Summary:** A high-level summary of project background and scope, data discovery.
2. **Summary of Current Environment**
  - Data Collection info
  - PowerBI
  - “Solution Assessment as a service” Final Outcome
  - Partner Comments
3. **Business case:** Deliver a compelling business case aligned to the customer’s initial objective, evaluating the benefit, cost, and risks of the proposed solution
4. **Recommended Next Steps**
  - Provide a customized **Migration Plan** that addresses scope, time, and cost, including
  - **recommendations** for a base architecture and landing zone foundation.



# CSP Partner requirements

## Partner

- needs to complete this training
- needs to use Partner Center
- needs to maintain an active MPN membership
- has a published offering in place to execute after the assessment
- has already 5 customers using the offering
- has employed certified people:
  - For all assessments: [Azure Administrator Associate](#) (AZ-104)
  - For specific assessments:

### Infrastructure & Data Migration

- [Azure Solution Architect Expert](#) (AZ-303+AZ-304)

### Cybersecurity

- [Azure Security Engineer Associate](#) (AZ-500)






### Application Modernization

- [Azure Developer Associate](#) (AZ-204)

### Workplace Modernization

- MS – 900  
[Microsoft 365 Fundamentals](#)  
or MS-500  
[Microsoft 365 Security Administration](#)

# Solution Assessments

	<b>Data &amp; Infrastructure</b> Helps customers modernize their server, data centers and provide recommendations for migration to Azure	<b>Cybersecurity</b> Takes a comprehensive look at customers' cybersecurity infrastructure	<b>Application Modernization</b> Assess specific applications for PaaS in Azure	<b>Workplace Modernization</b> Focuses on migrating to or implementing a software as a service (SaaS) strategy
 <b>Ideal Candidate</b>	Customers with aging HW & SW Customers defining their cloud strategy Customers with Low or No cloud presence	Customers that want to evaluate their security risk	Established Azure customers considering PAAS solutions Customers considering modernizing on premise applications	Dark on cloud On-premise to Office365/M365 Aging hardware with Surface opportunity
 <b>Criteria</b>	See details next slide	See details next slide	See details next slide	See details next slide
 <b>Timing</b>	4-6 weeks	2-3 weeks	4-6 weeks	2 - 3 weeks
 <b>Tools</b>	Movere	CSAT/Block64	CloudPilot	MAP, Movere, Block64
 <b>Inputs</b>	Server hardware and software inventory with performance metrics	Hardware and software inventory Completed questionnaire to gather additional required information	Initial scan of all customer applications Agreed scope for analysis of 3-5 applications' source code	Hardware and software inventory, including refresh cycles, versions, operating systems and patching
 <b>Deliverable</b>	A report detailing Azure readiness, including a TCO analysis and migration plan	A foundational analysis of the customer cybersecurity state and areas of potential risk, including a roadmap based on a maturity model using the CIS Controls A TCO analysis and migration plan	A report highlighting applications' readiness to move to Azure, including cost consumption estimates, reference architecture design, and a modernization plan	A detailed prioritized set of recommendations of the customer's cloud-ready capabilities in relation to their desktop cloud migration strategy with consideration to the Surface portfolio of devices A TCO analysis and migration plan

# Customer Criteria

- Customer has a cloud strategy and the intention to move to the cloud
- Customer agrees to an appointment with the Solution Assessment Consultant

## Infrastructure & Data Migration

- No Azure consumption, or less than 1K
- More than 10 Windows/Linux/SQL/OSS DB servers on premise
- Domain Controller implemented

### Triggers

- End of Support Servers/Databases
- Usage of any virtualization console - VMware or HyperV, minimum of 10 VMs
- Usage of Remote Desktop

## Cybersecurity

- More than 100 employees or PCs

### Triggers

- No M365 usage or deployment
- Remote teamwork needed
- No security policy in place

## Application Modernization

- In house developed application
- Application that serves customers (ISV) or at least 3 internal applications
- Access to source code

### Triggers

- Strong dependency on Hardware
- OS/Database EoS
- Legacy applications with databases on SQL, MySQL, Oracle, Postgress

## Workplace Modernization

- Customer is OnPrem or has high potential for upsell from basic cloud SKU's (EXO, E1, Business Basic, Proplus)
- More than 100 employees
- Compete solutions

### Triggers

- EOS
- Hardware refresh
- No Teams, shadow IT, compete solutions

# Actions



Review Material and technical training  
Cloud Champion  
<http://Microsoft.com/solutionassessments>



Identify and select your customer based on criteria



Submit your Customer nominations thru [eform](#)  
Local Solution Assessment Consultant (SAC) will contact you




Organize kick off call with Customer and local SAC



# Questions

[solutionassessments@microsoft.com](mailto:solutionassessments@microsoft.com)



# Thank You

 Microsoft | Solution Assessments



# Appendix Assessment Report

Sample Outputs

# Operating Systems Lifecycle

150

Devices

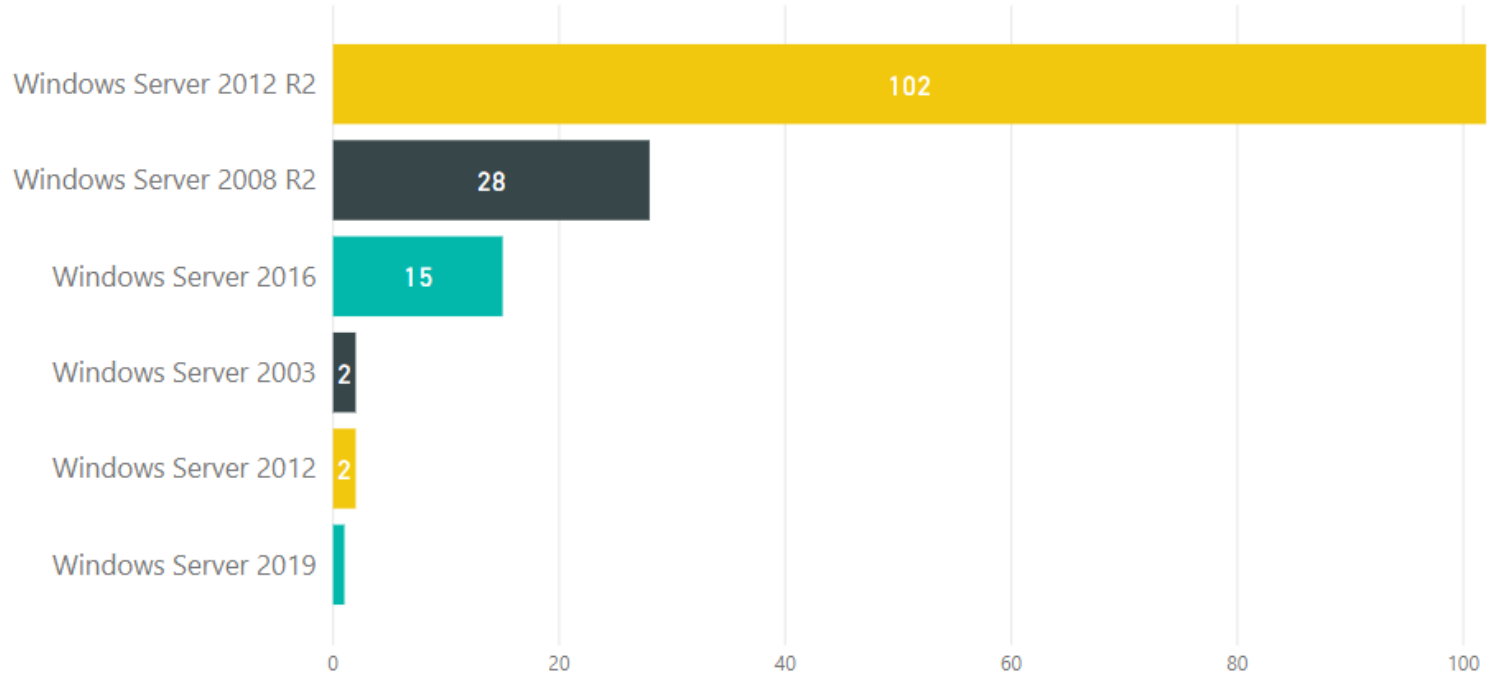
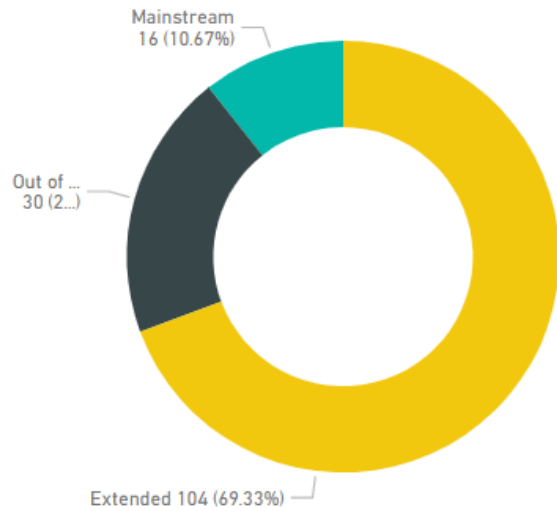
OS Type

Server

## Device Distribution: Operating System Lifecycle

OS Status ● Extended ● Mainstream ● Out of Support

### Lifecycle Analysis - Operating Systems



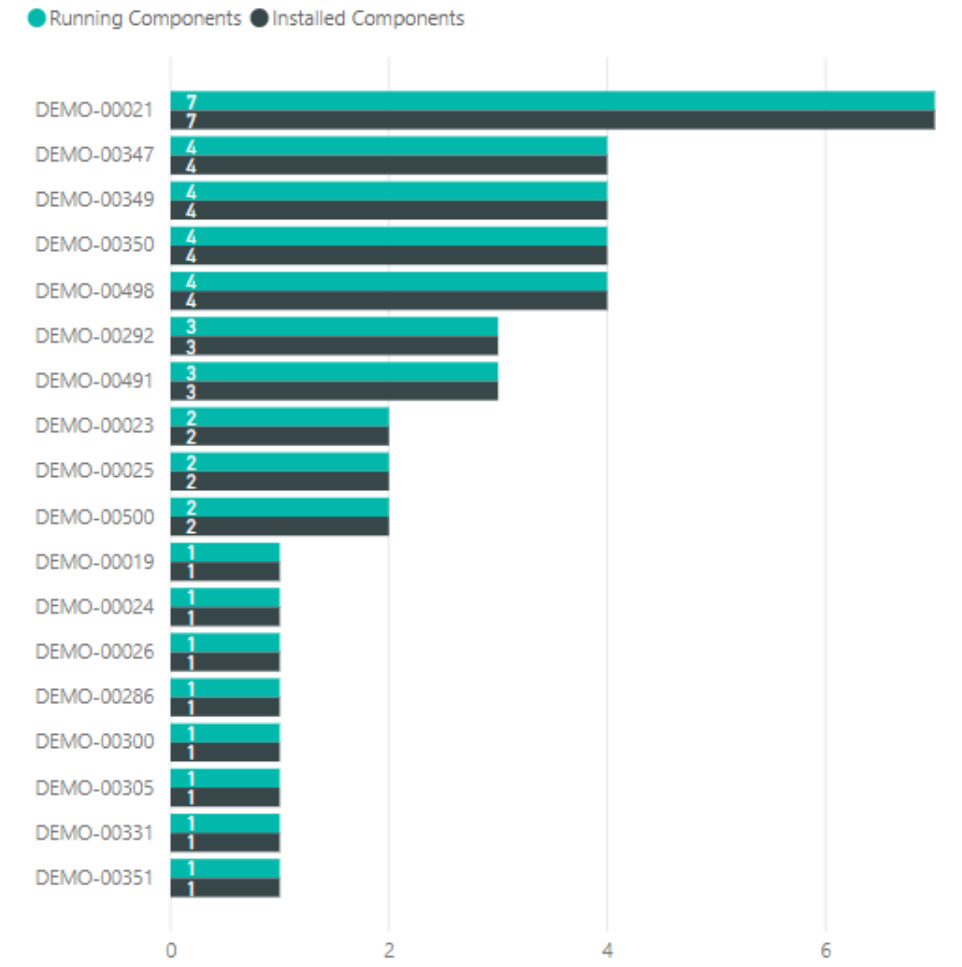
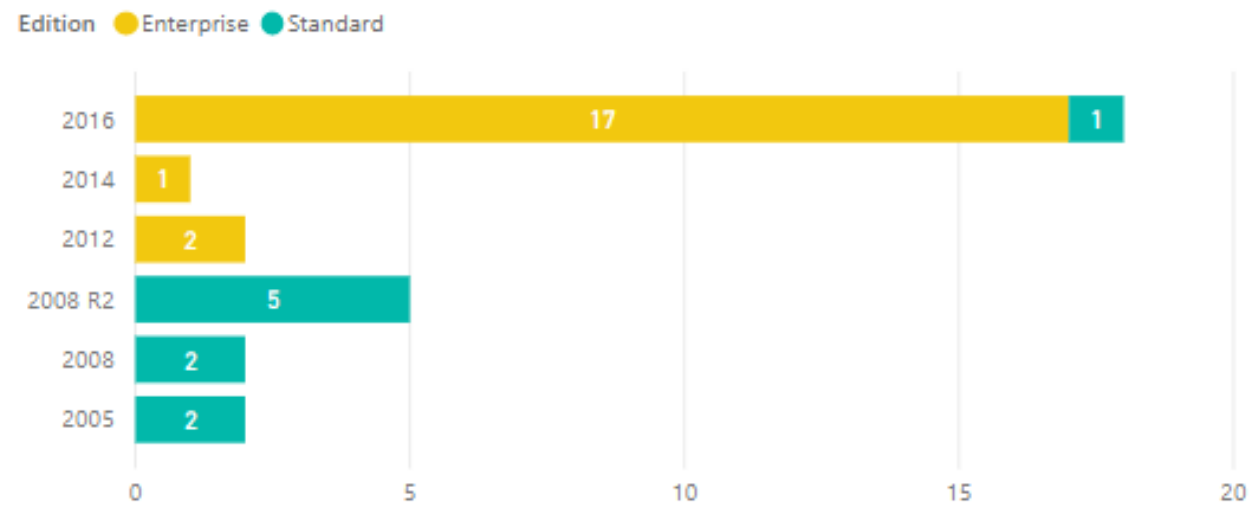
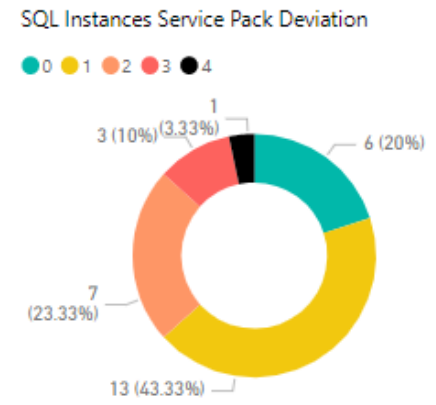
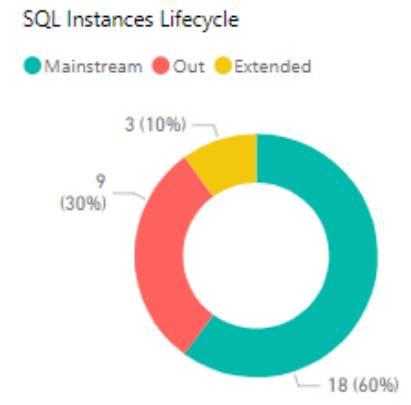
# SQL Overview

SQL Alert?  
 No  Yes

20  
Devices

30  
Instances

558  
Databases



# Azure Projections

130

Devices

53.53%

Estimated Savings with Right-Sizing

26,072.51

Monthly VM+Storage

312,870.11

Over 1 year Cost VM+Storage

23,583.30

Azure VM per Month

2,489.21

Storage per Month

Azure VM Cost Breakdown (per Month)

23,583.30

Compute Cost

0.00

Windows Server License

0.00

SQL License

Region

Canada Central

Currency

CAD

VM Sizing

- As-Is
- Cost Optimized
- Right-Sized

Commitment

- 1 year RI
- 3 year RI
- Pay as you Go

AHUB Scenario

- Full AHUB
- No AHUB

Storage Scenario

- As-Is
- Cost Optimized
- Right-Sized

Dev/Test Scenario

- 24h/7d
- 8h/5d

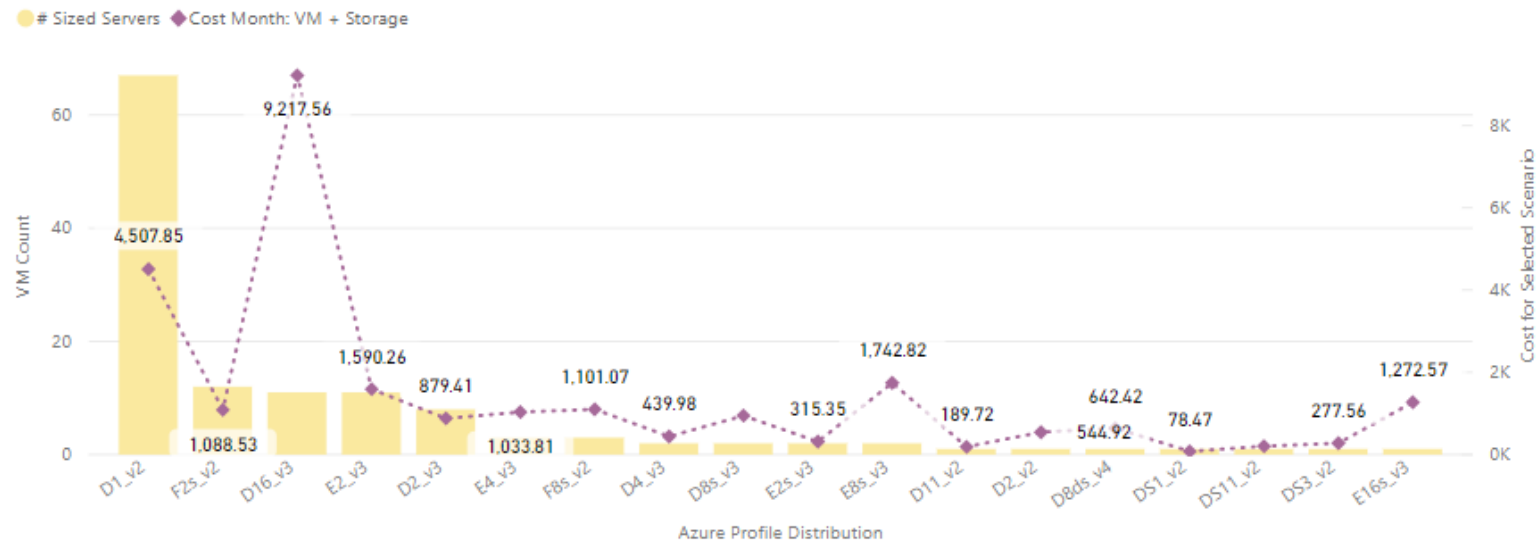
AHUB Estimations

696

SQL Server Cores

1136

Windows Server Cores



Device Name

Search

Device Name

All

Migration Groups

All

Environment

All

OS Support

All

SQL Edition

All

Device Name	OS Version	SQL Edition	On-Prem Cores	On-Prem RAM (GB)	Azure Profile	Azure vCores	Azure RAM (GB)	AHUB WS	AHUB SQL	Hours Month	Azure VM Cost	Storage Cost	Total Cost	Description
DEMO-00504	2016		8	16	D1_v2	1	4	8	4	730	65.40	18.11	83.51	
DEMO-00503	2012		4	16	D1_v2	1	4	8	4	730	65.40	2.16	67.56	
DEMO-00500	2012	Enterprise	4	32	D1_v2	1	4	8	4	730	65.40	4.24	69.64	
DEMO-00499	2016		2	4	D1_v2	1	4	8	4	730	65.40	4.24	69.64	
DEMO-00498	2016	Enterprise	4	8	F8s_v2	8	16	8	8	730	346.63	61.18	407.81	
DEMO-00497	2016		2	16	D1_v2	1	4	8	4	730	65.40	8.47	73.87	
DEMO-00496	2016		2	16	D1_v2	1	4	8	4	730	65.40	8.47	73.87	
<b>Total</b>			<b>551</b>			<b>420</b>	<b>1873</b>	<b>1136</b>	<b>696</b>		<b>23,583.30</b>	<b>2,489.21</b>	<b>26,072.51</b>	

# Storage & IOPS Analysis

130

Devices

2,489.21

Storage Cost

Region

Canada Central

Currency

CAD

VM Sizing

- As-Is
- Cost Optimized
- Right-Sized

Storage Scenario

- As-Is
- Cost Optimized
- Right-Sized

Commitment

- 1 year RI
- 3 year RI
- Pay as you Go

Dev/Test Scenario

- 24h/7d
- 8h/5d

AHUB Scenario

- Full AHUB
- No AHUB

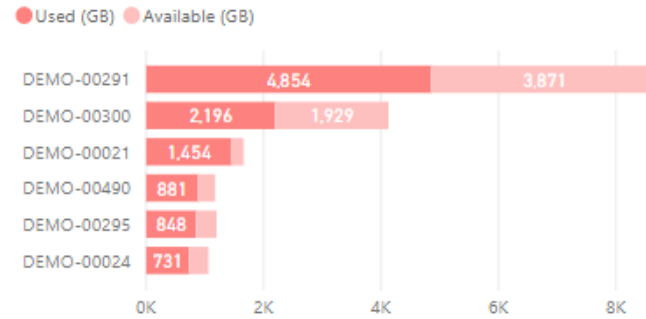
23,445.66

Azure VM

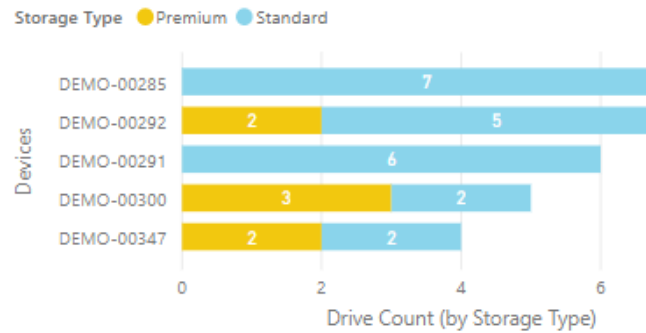
25,934.86

Monthly VM+Storage

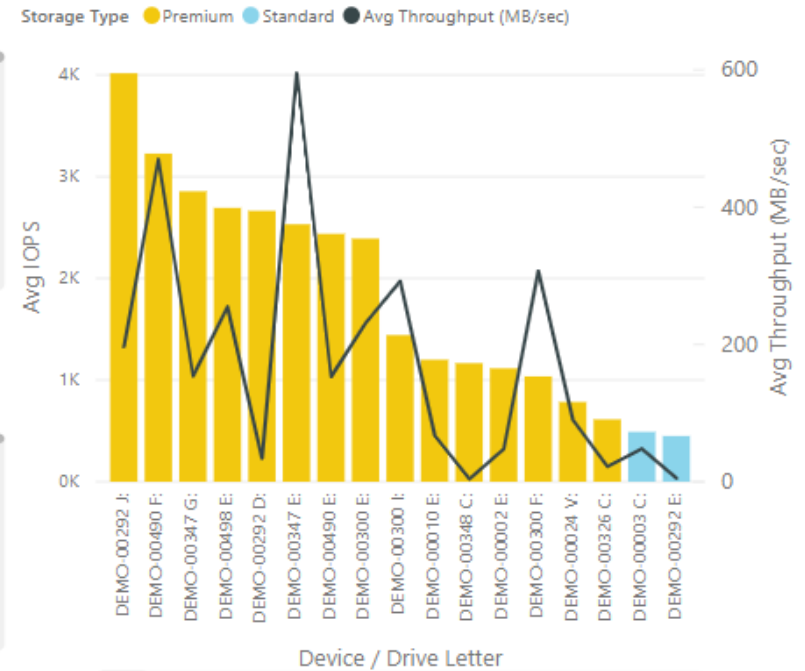
Disk Usage per Server



Drive Mix (Based on Right-Sizing)



IOPS, Throughput and Storage Type Recommendations



Device Name

Device Name

Migration Groups

Environment

OS Support

SQL Edition

On-Prem Profiling: Disk Usage, IOPS & Throughput (MB/sec)

Device	Drive Letter	Total (GB)	Used (GB)	IOPS	Thgpt	Description
DEMO-00001	C:	75	59	44	1	
DEMO-00001	D:	60	48	32	1	
DEMO-00002	C:	125	43	430	19	
DEMO-00002	E:	100	92	1115	48	
DEMO-00003	C:	120	106	490	48	
<b>Total</b>		<b>40,108</b>	<b>20,018</b>	<b>50898</b>	<b>3859</b>	

Azure Managed Disks Sizing Scenarios

Storage Sizing	1. As-Is			2. Right-Sized			3. Cost Optimized		
	Disk Profile	Size (GB)	Monthly Cost	Disk Profile	Size (GB)	Monthly Cost	Disk Profile	Size (GB)	Monthly Cost
DEMO-00001/C:	S10	128	8.29	S10	128	8.29	S6	64	4.24
DEMO-00001/D:	S6	64	4.24	S6	64	4.24	S6	64	4.24
DEMO-00002/C:	S10	128	8.29	S10	128	8.29	S6	64	4.24
DEMO-00002/E:	S10	128	8.29	P20	512	93.71	P10	128	25.23
<b>Total</b>	<b>P10</b>	<b>54784</b>	<b>5,612.33</b>	<b>P15</b>	<b>103296</b>	<b>11,477.39</b>	<b>P10</b>	<b>30296</b>	<b>2,489.21</b>

Azure storage profiles are available as "Standard" and "Premium". And this is where IOPS becomes a key factor. If a disk's IOPS exceeds 500 or has a throughput greater than 60MB per second during an ARC scan, then Movere will recommend Premium storage SKUs. [More information at: Movere: Cloud Storage Sizing & Pricing](#)

# Network Throughput

Device Name

Migration Groups

All

Environment

All

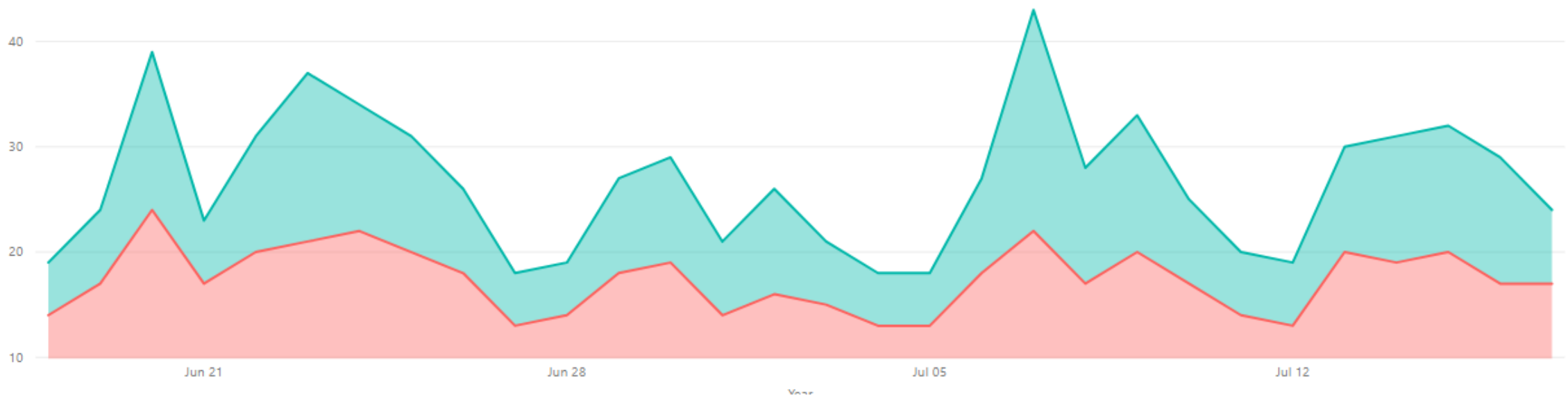
1,007,414

Max of Sent Throughput (MBpA)

1,232,535

Max of Received Throughput (MBpA)

● Max of Sent Throughput (MBpA) ● Max of Received Throughput (MBpA)



# Infrastructure Optimization - Dependency Mapping

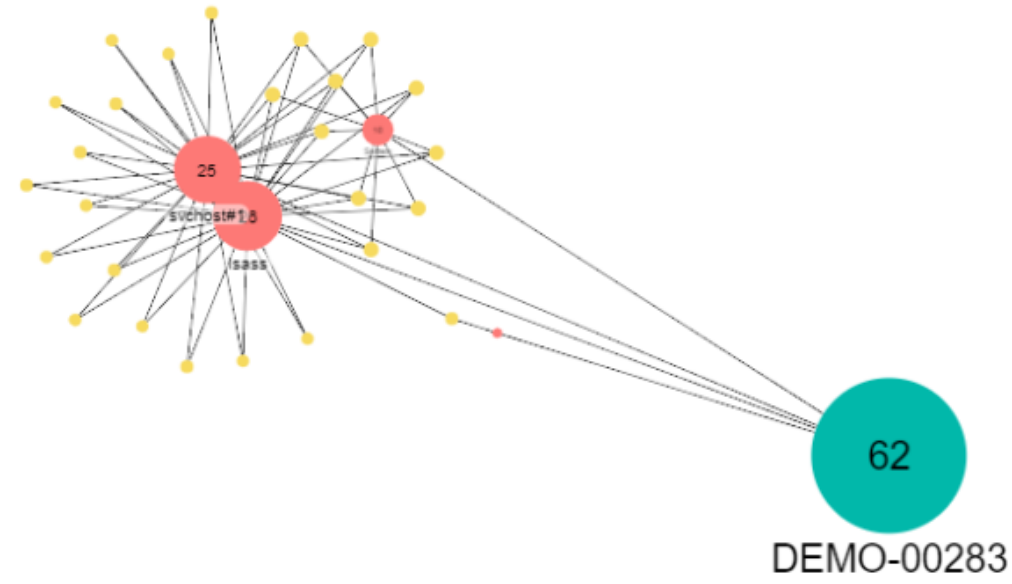
Device Name:     
 Environment:    
 Process Name:    
 State:    
 Environment (Foreign):    
 Foreign Devices:

Device Name:    
 Migration Groups:

Foreign Device:    
 Migration Groups (Foreign):

1  
Servers Selected

- Servers
- DEMO-00283



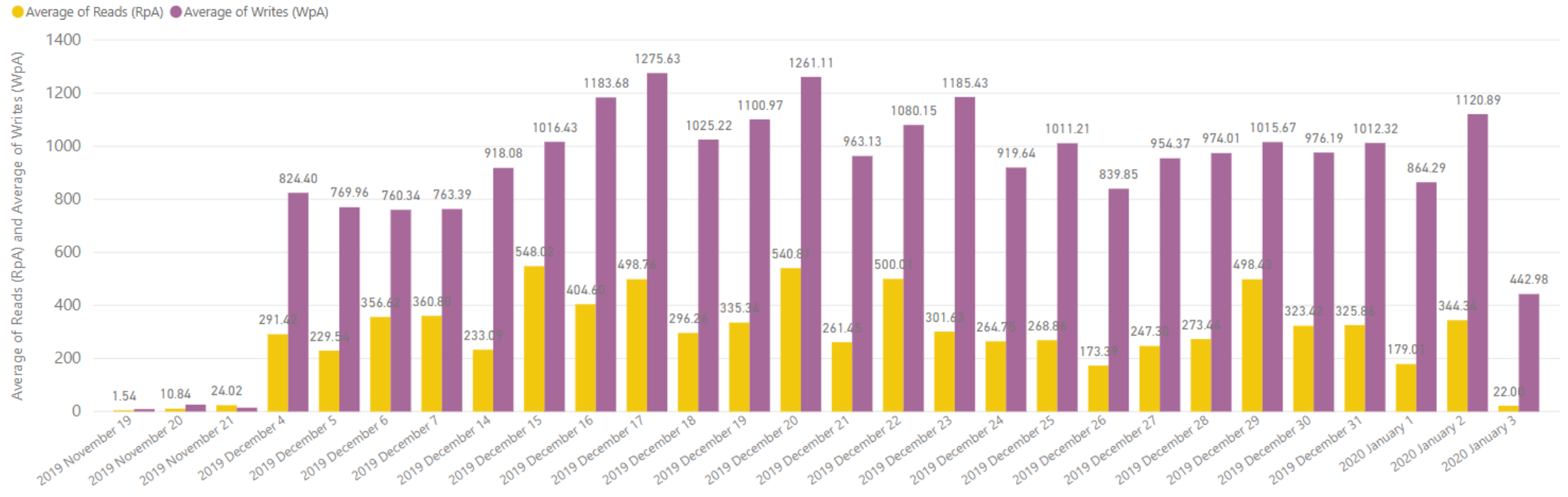
26  
Foreign Devices

- Foreign Devices
- DEMO-00001
- DEMO-00003
- DEMO-00004
- DEMO-00005
- DEMO-00006
- DEMO-00007
- DEMO-00008
- DEMO-00009
- DEMO-00011
- DEMO-00012
- DEMO-00014
- DEMO-00015
- DEMO-00016
- DEMO-00017
- DEMO-00018
- DEMO-00019
- DEMO-00020
- DEMO-00024
- DEMO-00025
- DEMO-00026
- DEMO-00027
- DEMO-00028
- DEMO-00245

Server	Process Name	Process Path	Local Port	State	Foreign Port	Foreign Device
DEMO-00283	lsass	C:\Windows\system32\lsass.exe	389	Established	228754	DEMO-00003
DEMO-00283	lsass	C:\Windows\system32\lsass.exe	389	Established	114267	DEMO-00012
DEMO-00283	lsass	C:\Windows\system32\lsass.exe	389	Established	435302	DEMO-00015
DEMO-00283	lsass	C:\Windows\system32\lsass.exe	389	Established	247035	DEMO-00016
DEMO-00283	lsass	C:\Windows\system32\lsass.exe	389	Established	536812	DEMO-00019
DEMO-00283	lsass	C:\Windows\system32\lsass.exe	389	Established	164985	DEMO-00026
DEMO-00283	lsass	C:\Windows\system32\lsass.exe	389	Established	227601	DEMO-00028
<b>Total</b>					<b>30058708</b>	

zamcharts

# SQL Performance – Average Reads & Writes





# App Modernization: Assessment Overview

Assessed Apps

2

Application Name	Application Platform	Scan Date	Container Readiness	App Service Readiness	Virtual Machine Readiness
Demo App1	.Net	05-18-2020	<div style="width: 75%;"><div style="width: 75%;"></div></div> 75%	<div style="width: 79%;"><div style="width: 79%;"></div></div> 79%	<div style="width: 79%;"><div style="width: 79%;"></div></div> 79%
Demo App2	.Net	05-18-2020	<div style="width: 74%;"><div style="width: 74%;"></div></div> 74%	<div style="width: 75%;"><div style="width: 75%;"></div></div> 75%	<div style="width: 79%;"><div style="width: 79%;"></div></div> 79%

## App Profile and Recommendations:

**Demo App1:** Web Application; 1 Component; 24296 Code Lines; .Net Platform

- **Azure App Service** is recommended
- **12** changes needed
- **66** hours of migration effort
- **S2** instance CAD \$ **206.13** (monthly)

**Demo App2:** Web Application; 4 Components; 11454 Code Lines; .Net Platform

- **Azure App Service** is recommended
- **25** changes needed
- **161** hours of migration effort
- **S2** instance CAD \$ **206.13** (monthly)

Assessed DBs

2

Database Name	Database Type	Source Platform
Demo Database1	SQL Server	On-Premise
Demo Database2	SQL Server	On-Premise

## Database Profile and Recommendations:

**Demo Database1:** MSSQL; Express Edition; v15.0.2070.41

- **SQL Database (vCore)** is recommended.
- **7** changes needed.
- **22** hours of migration effort.
- **Gen 5 – 2 vCore** database CAD \$ **529.62** (monthly)

**Demo Database2:** MSSQL; Express Edition; v15.0.2070.41

- **SQL Database (vCore)** is recommended.
- **8** changes needed.
- **26** hours of migration effort.
- **Gen 5 – 2 vCore** database CAD \$ **529.62** (monthly)

# App Modernization: Overview (Demo App)

Recommendations Result	
Azure App Service	12
Azure Container(AKS)	14
Virtual Machine	12

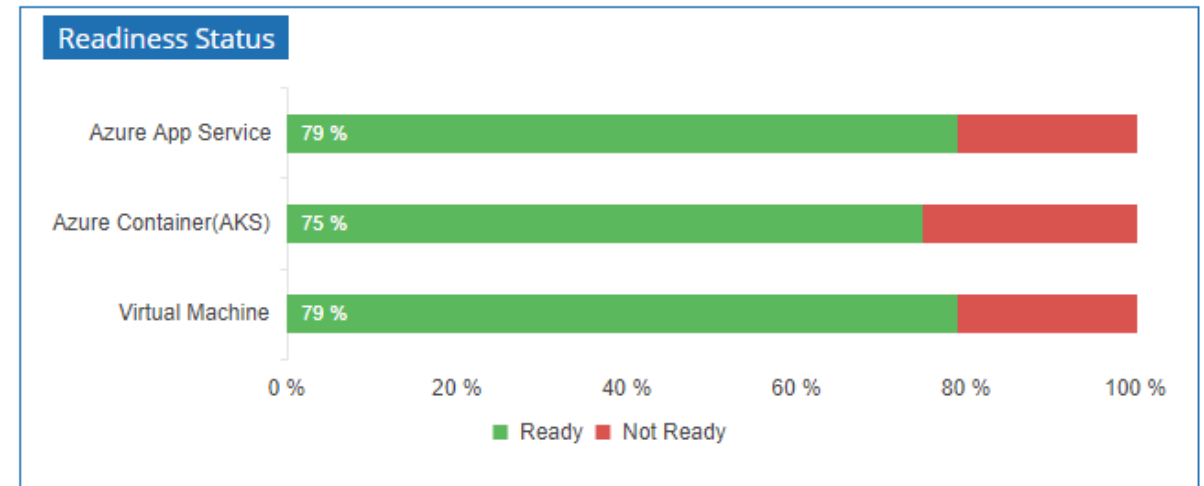
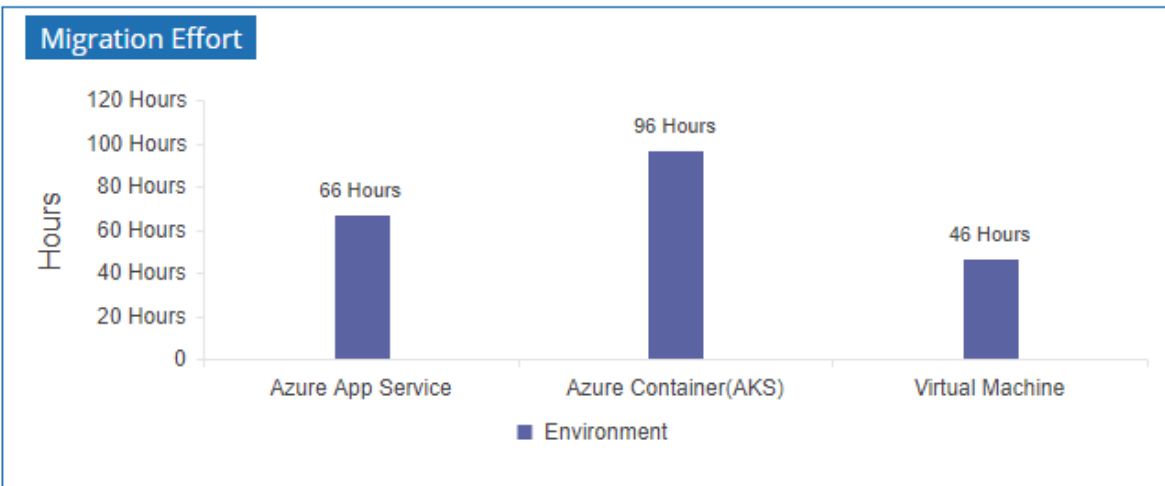
Azure Infrastructure Cost	
Azure App Service	S2 ( CAD \$ 206.13)
Azure Container(AKS)	DS2 v2 (2 Nodes) ( CAD \$ 262.34)
Virtual Machine	DS2 v2 ( CAD \$ 240.80)

**Recommended Application Platform:** Azure App Service enables you to build and host web applications in the programming language of your choice without managing infrastructure. It offers auto-scaling and high availability, supports both Windows and Linux, and enables automated deployments from GitHub, Visual Studio Team Services, or any Git repo.

[More Info...](#)

**Why:** This application is a good choice to move to Azure App Services, as it has no blockers & has additional features without any cost.

**Other Option:** Azure Container Instance, Azure Kubernetes Service, Service Fabric and Virtual Machine.

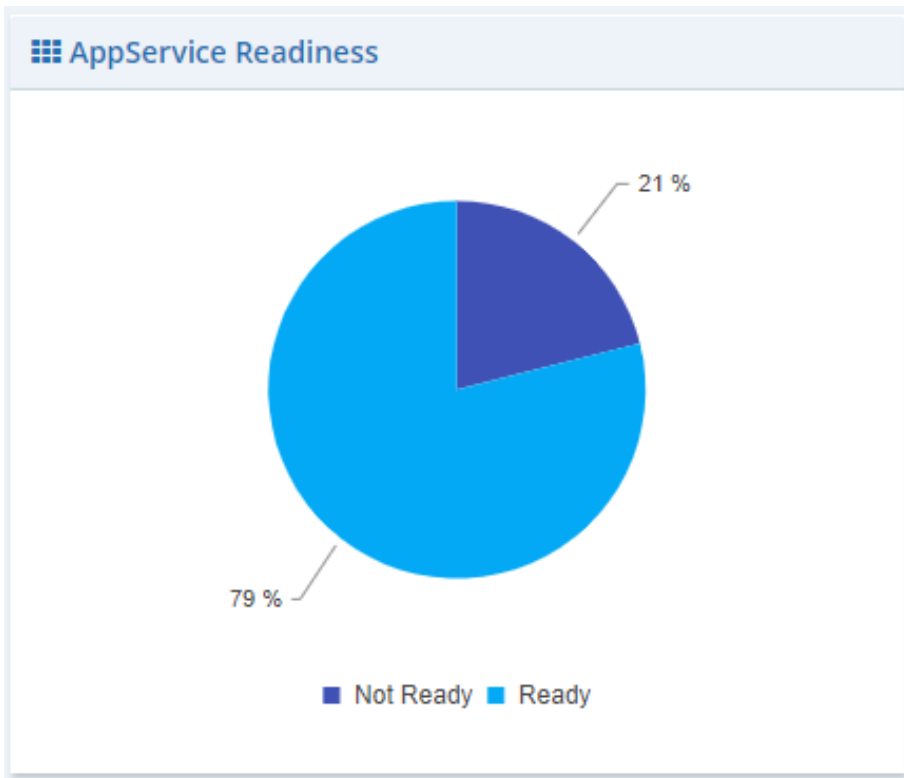


# App Modernization: App Service Assessment (Demo App)

Azure Web Apps enables you to build and host web applications in the programming language of your choice without managing infrastructure. It offers auto-scaling and high availability, supports both Windows and Linux, and enables automated deployments from GitHub, Visual Studio Team Services, or any Git repo. [More Info...](#)

**Why:** This application is a good choice to move to Azure app services, as it has no blockers & has additional features without any cost.

**Cost:** S2 (CAD \$ 206.13)



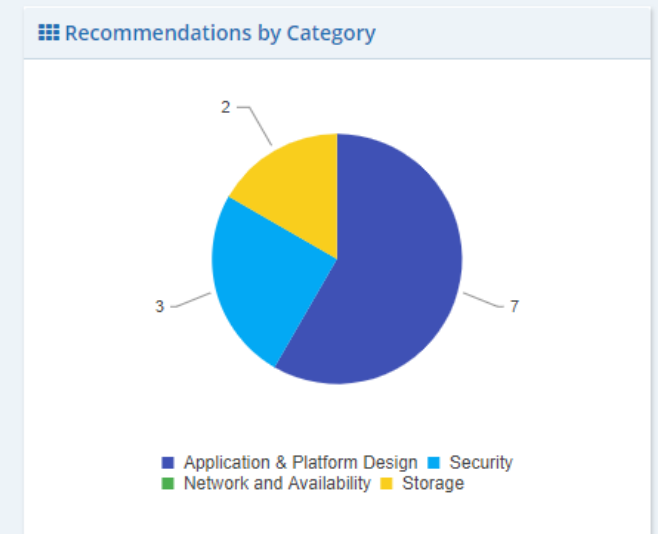
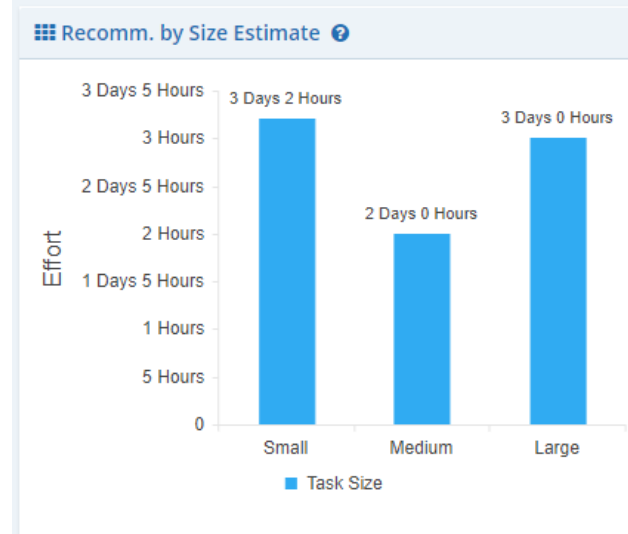
Recommendations will help increase readiness.

### Recommendations Result

Application & Platform Design	: 7	Estimated Effort 34 Hours
Security	: 3	Estimated Effort 27 Hours
Network & Availability	: 0	Estimated Effort 0
Storage	: 2	Estimated Effort 5 Hours

### Total Estimated Effort

Small	Medium	Large
10	1	1



# App Modernization: Recommendation Summary (Demo App)

## Application & Platform Design

Category	Count
AppSettingsSection	1
SessionStateSection	1
Hard Coded IP Address	1
Hard Coded URL	1
Hard Coded Drive Path	1 
GAC Dependency	1
Com Import	1

## Security

Category	Count
Windows Authentication	1
Connection Strings Section	1
PII Information	1

## Storage

Category	Count
DB Connections	1
Automatic Backup	1

**12 changes recommended to optimize app migration**

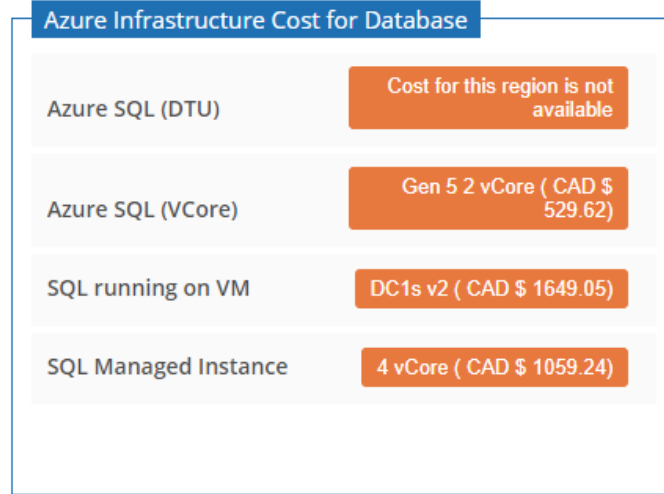
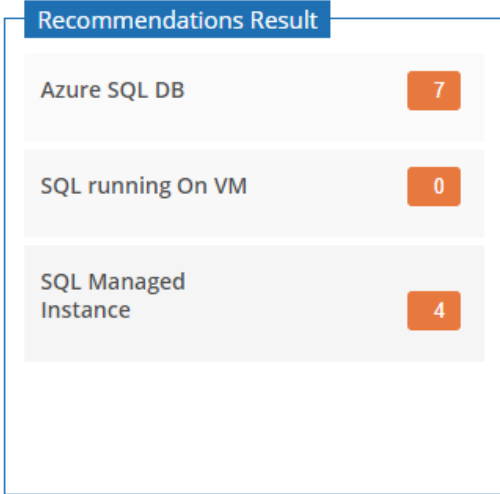
 Mandatory Changes

# App Modernization: Recommendation Summary (Demo App)

## *Sample summary table for Key Recommendations*

Code Block	Line	Hours	Impact	Reason for change
<authentication mode="Windows" />	74	24	Optional	Application using Windows Authentication for Identity. Windows Authentication is not supported on the cloud, use other recommended authentication scheme for identity
N/A	N/A	1	Optional	AppSettingsSection is used for storing sensitive information of application.
<sessionState mode="InProc" timeout="40" />	60	4	Optional	In Proc, Session mode will not support when you scale up your Application.
Dim path2 As String = "D:\ABC\Apps\DemoApp1\Demo\tmp\Sample.pdf"	22	16	<b>Mandatory</b>	The Application uses Hard Coded Drive Path. These drive paths may not be accessible after deployment in Azure App Service.

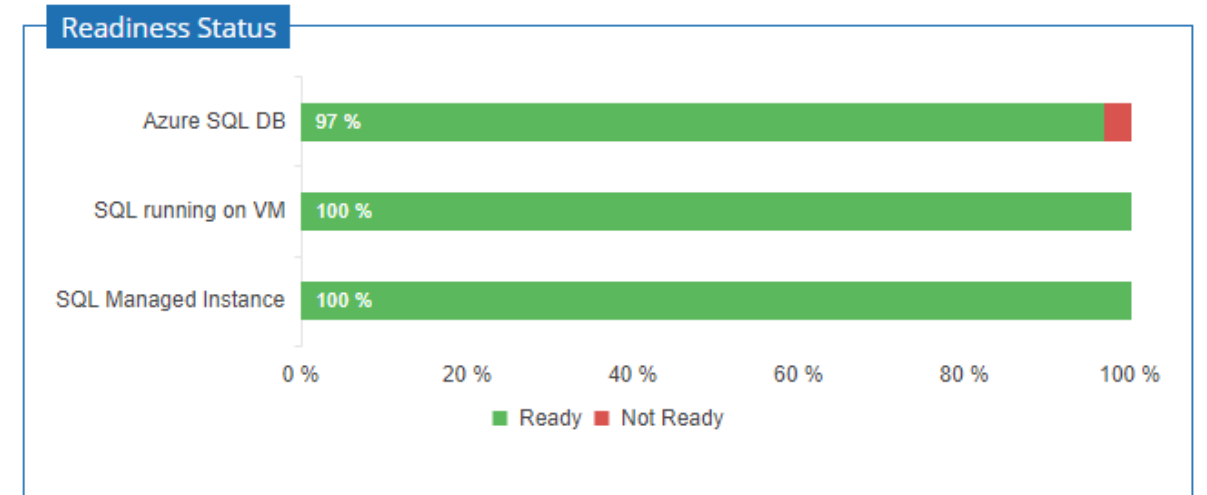
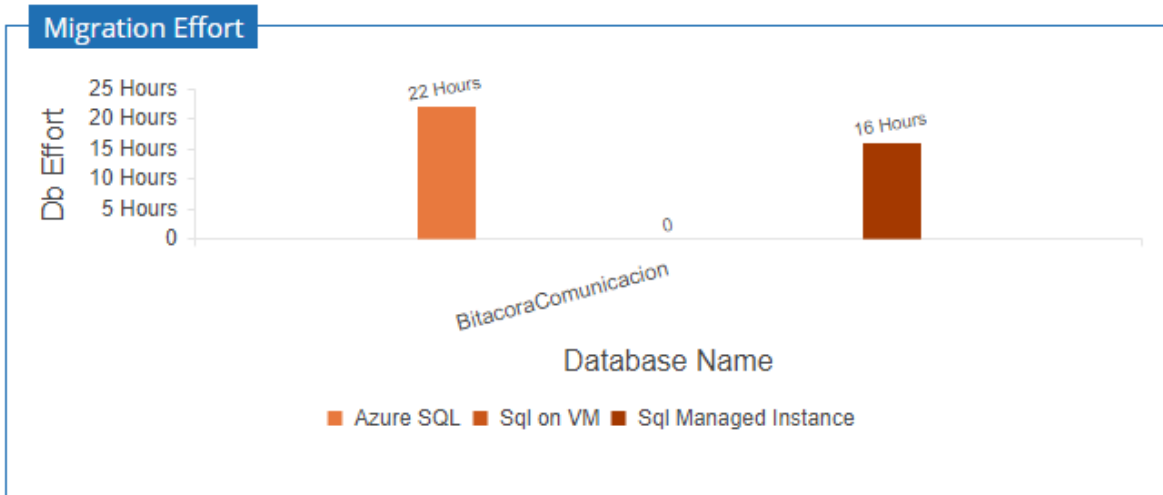
# App Modernization: Overview (Demo Database)



**Recommended Database Platform :** SQL Database is a general-purpose relational database service that supports structures such as relational data, JSON, spatial, and XML. It delivers dynamically scalable performance and provides options such as column store indexes for extreme analytic analysis and reporting, and in-memory OLTP for extreme transactional processing. Microsoft handles all patching and updating of the SQL code base seamlessly and abstracts away all management of the underlying infrastructure.

**Why:** Highly Scalable without downtime. Enable Failover clustering in minutes. Supports in built auditing , logging , query performance optimization and elastic query in a single connection.

**Other Options:** SQL Service running on IaaS Virtual Machine and Azure SQL Database managed instance.

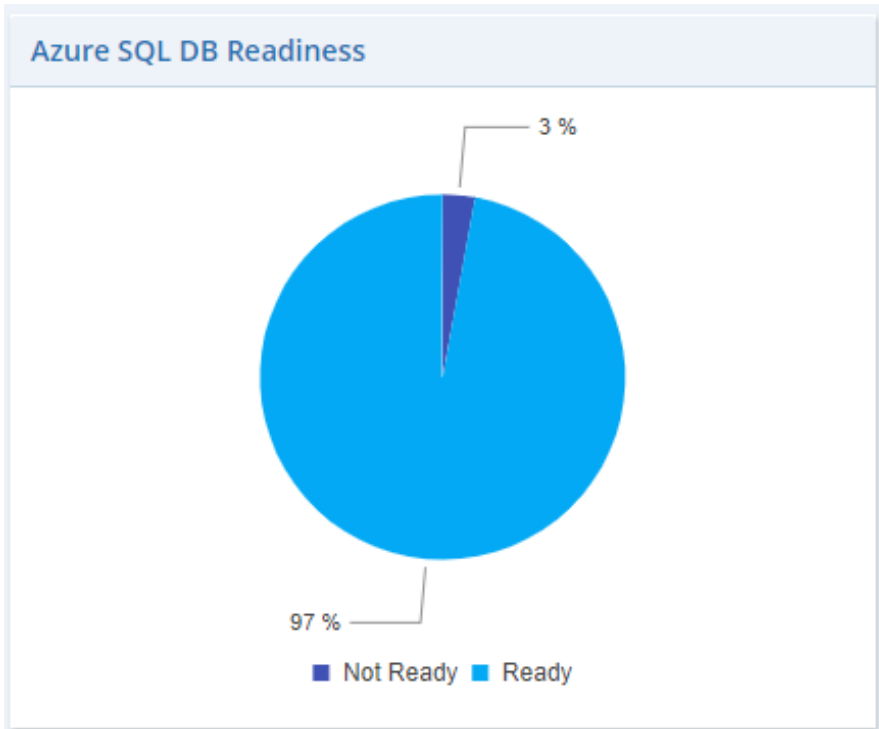


# App Modernization: Azure SQL Assessment (Demo Database)

Azure Web Apps enables you to build and host web applications in the programming language of your choice without managing infrastructure. It offers auto-scaling and high availability, supports both Windows and Linux, and enables automated deployments from GitHub, Visual Studio Team Services, or any Git repo. [More Info...](#)

**Why:** This application is a good choice to move to Azure app services, as it has no blockers & has additional features without any cost.

**Cost:** S2 (CAD \$ 206.13)



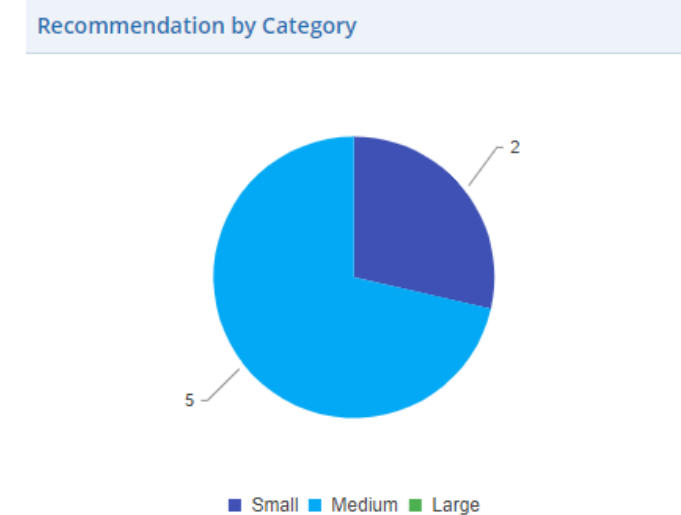
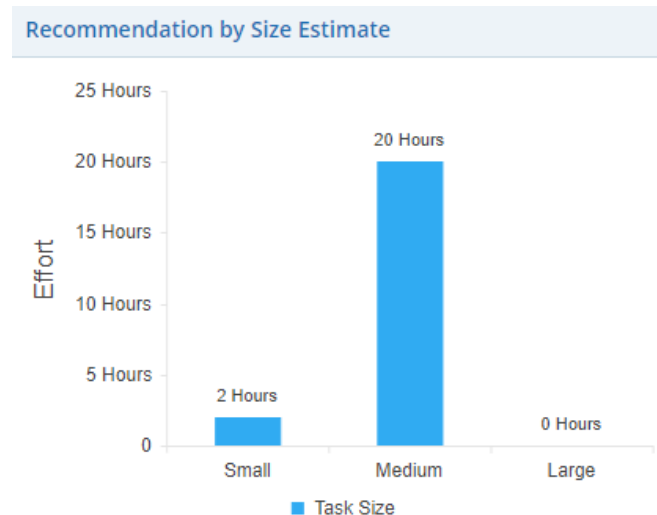
*Recommendations will help increase readiness.*

### Recommendations Result

Total Recommendations	7	Impacted Objects	11
Total Efforts			
22 Hours			

### Total Estimated Effort

Small	Medium	Large
2	5	0



# App Modernization: Recommendations (Demo Database)



## Migration Blockers

### Issue Details:

### Action

**Cross database queries using three- or four-part names not supported in Azure SQL Database**

**Mandatory**

**Impact:** Queries or references using three- or four-part names not supported in Azure SQL Database. Three-part name format, [database\_name].[schema\_name].[object\_name], is supported only when the database\_name is the current database or the database\_name is tempdb and the object\_name starts with #.

**Recommendation:** Move the dependent datasets from other databases into the database that is being migrated. Migrate the dependent database(s) to Azure and use 'Elastic Database Query' functionality to query across Azure SQL databases. ([more info](#))

### Issue Details:

### Action

**BAK file (import/export) is not supported in Azure SQL Database**

**Mandatory**

**Impact:** You can not restore database in Azure SQL Database using BAK file.

**Recommendation:** Convert BAK file into a BACPAC file and restore it manually ([more info](#)).

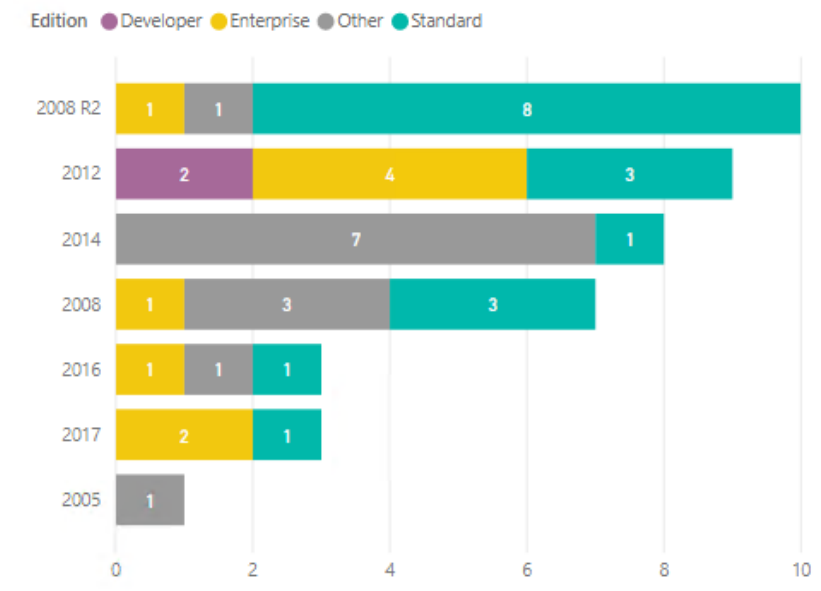
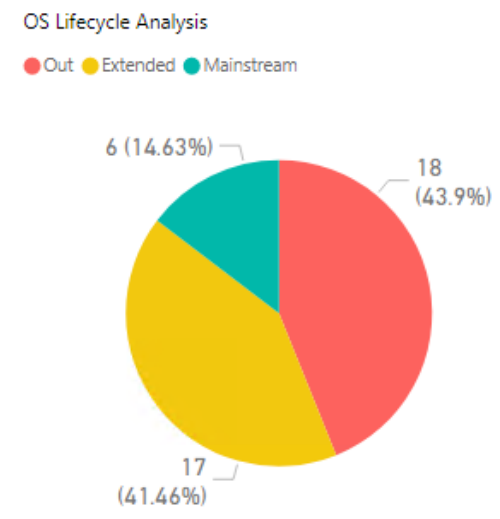
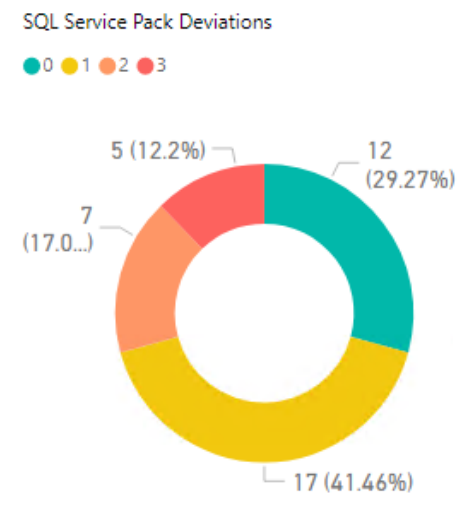


# SQL Overview

36  
Devices

41  
Instances

263  
Services



Device Name

Environment

 Dev/Test  Productive

Service Running?

 No  Yes

Computer Name	Instance Name	Machine Type	Service Pack	Max SP	SP Deviation	Total Cores	Host Name
DEV-DES-04	SQLDEVDES04	Virtual	Service Pack 1	3	2	2	SRV-PRD-ESX1
NB-IAE-1140	MSSQLSERVER	Physical	RTM	0	0	2	
SRV-DE-SQL08-P	MSSQLSERVER	Virtual	Service Pack 4	4	0	2	SRV-PRD-ESX1
SRV-DE-SQL17	MSSQLSERVER	Virtual	RTM	0	0	4	SRV-PRD-ESX1
SRV-MS-DPM1	MSDPM2012	Physical	Service Pack 3	3	0	4	
SRV-MS-ENC	MSSQLSERVER	Virtual	Service Pack 3	4	1	2	SRV-PRD-ESX1
SRV-MS-SYM1	MSSQLSERVER	Virtual	Service Pack 3	4	1	2	SRV-PRD-ESX7
SRV-PP-SQL001-P	MSSQLSERVER	Virtual	Service Pack 3	4	1	2	SRV-PRD-ESX8
SRV-PR-ABS1	MSDPMINSTANCE	Virtual	Service Pack 1	2	1	4	
SRV-PR-AUD1-P	MSSQLSERVER	Virtual	RTM	3	3	2	SRV-PRD-ESX1
SRV-PR-DPM12-R	MSSQLSERVER	Physical	Service Pack 4	4	0	8	
<b>Total</b>				<b>128</b>	<b>46</b>	<b>165</b>	

Computer Name	Running	Service Name	Service Description	Start
DEV-DES-02	No	MSSQLServerADHelper100	SQL Active Directory Helper Service	Disat
DEV-DES-02	No	SQLAgent\$SQLDEVDES02	SQL Server Agent (SQLDEVDES02)	Mani
DEV-DES-02	Yes	MsDtsServer100	SQL Server Integration Services 10.0	Auto
DEV-DES-02	Yes	MSOLAP\$SQLDEVDES02	SQL Server Analysis Services (SQLDEVDES02)	Auto
DEV-DES-02	Yes	MSSQL\$SQLDEVDES02	SQL Server (SQLDEVDES02)	Auto
DEV-DES-02	Yes	MSSQLFDLauncher\$SQLDEVDES02	SQL Full-text Filter Daemon Launcher (SQLDEVDES02)	Mani
DEV-DES-02	Yes	ReportServer\$SQLDEVDES02	SQL Server Reporting Services (SQLDEVDES02)	Auto
DEV-DES-02	Yes	SQLBrowser	SQL Server Browser	Auto
DEV-DES-02	Yes	SQLWriter	SQL Server VSS Writer	Auto
DEV-DES-04	No	MSOLAP\$SQLDEVDES04	SQL Server Analysis Services (SQLDEVDES04)	Mani
DEV-DES-04	No	MSSQLFDLauncher\$SQLDEVDES04	SQL Full-text Filter Daemon Launcher (SQLDEVDES04)	Disat
DEV-DES-04	No	MSSQLServerADHelper100	SQL Active Directory Helper Service	Disat

# IaaS & PaaS Projections

Canada Central Region    CAD Currency

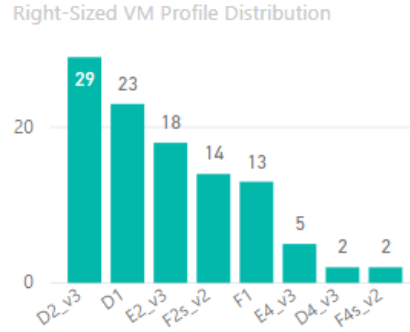
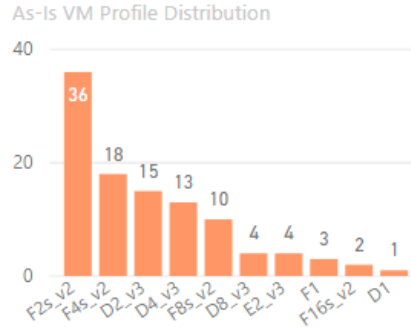
SQL Edition: All

OS Support Status: All

SQL Support Status: All

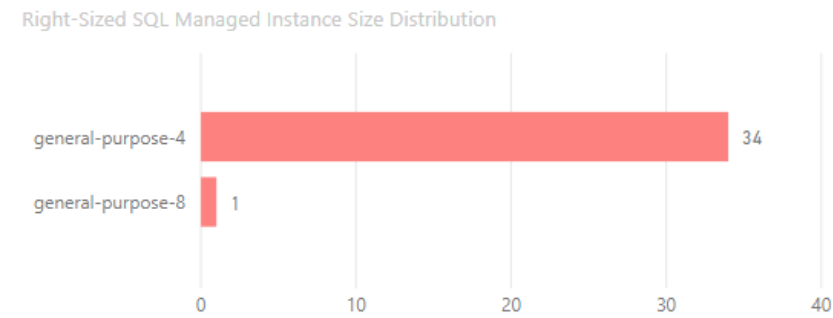
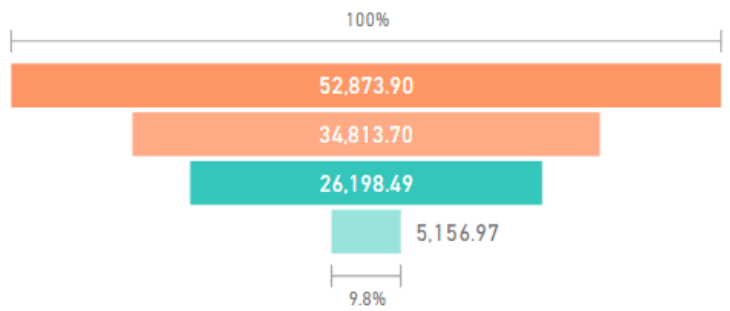
Environment: All

Device Name: Search



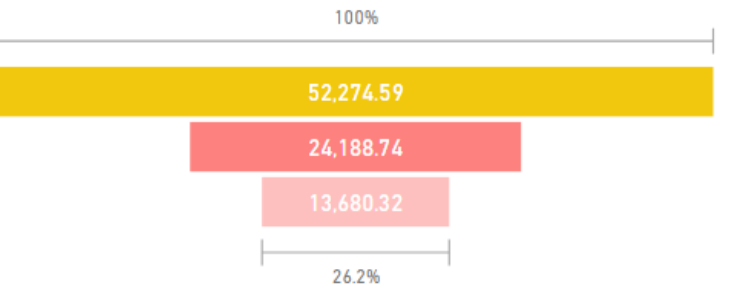
### VM Scenario Cost Comparison

- As-Is PayG no AHUB: 52,873.90
- Right-Sized PayG no AHUB: 34,813.70
- Right-Sized 3yRI no AHUB: 26,198.49
- Right-Sized 3yRI full AHUB: 5,156.97



### Managed Instance Scenario Cost Comparison

- As-Is PayG no AHUB: 52,274.59
- Right-Sized 3yRI no AHUB: 24,188.74
- Right-Sized 3yRI full AHUB: 13,680.32



Server Migration Scenarios: Azure VMs & SQL Managed Instances

Machine Name	OS Version	SQL Edition	SQL Version	AI VM Profile	RS VM Profile	AI-PayG-COS	RS-3yRI-COS	RS-3yRI-C	RS SQL MI Size	SQL M
SRV-DE-DSPACE-P	2012 R2			F2s_v2	F1	162.79	59.03	25.45		
SRV-DE-IIS01-P	2012 R2			F2s_v2	D1	162.79	59.83	26.25		
SRV-DES-06	2012 R2			D2_v3	F2s_v2	183.23	101.66	34.50		
SRV-DE-SQL08-P	2012 R2	Standard	2008	F2s_v2	D1	454.79	351.83	26.25	general-purpose-4	
SRV-DE-SQL17	2016	Enterprise	2017	D4_v3	D2_v3	1,461.46	1,206.08	43.92	general-purpose-4	
SRV-DEV-DES3	2008 R2			D2_v3	F2s_v2	183.23	101.66	34.50		
SRV-DE-WEBPLA-P	2012 R2			F4s_v2	D2_v3	325.58	111.08	43.92		
SRV-MS-APP	2003			F2s_v2	F1	162.79	59.03	25.45		
SRV-MS-APP2	2003			F1	F1	81.03	59.03	25.45		
SRV-MS-APP4	2012 R2			F2s_v2	D2_v3	162.79	111.08	43.92		
SRV-MS-BPM01	2003			F2s_v2	F1	162.79	59.03	25.45		
SRV-MS-CGN2	2008 R2			D4_v3	F4_v3	366.46	288.04	153.72		
<b>Total</b>						<b>52,873.90</b>	<b>26,198.49</b>	<b>5,156.97</b>		

Storage Profiling (Managed Disks)

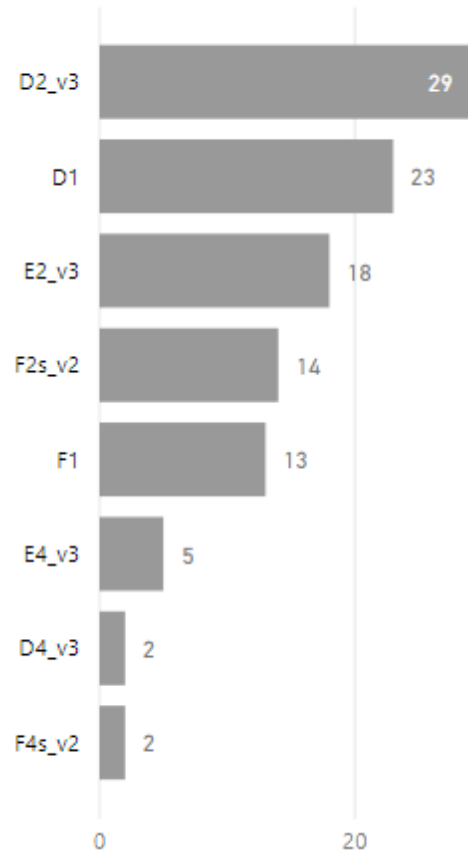
Machine Name	Disk Name	Azure Profile	Price Per Month	Used Space
SRV-DE-DSPACE-P	0 C:	premiumssd-p6	17.63	1
SRV-DE-DSPACE-P	1 D:	premiumssd-p6	17.63	3
SRV-DE-IIS01-P	0 C:	premiumssd-p6	17.63	3
SRV-DES-06	0 C:	premiumssd-p10	34.05	7
SRV-DE-SQL08-P	0 C:	premiumssd-p6	17.63	2
SRV-DE-SQL08-P	1 D:	premiumssd-p6	17.63	5
SRV-DE-SQL17	0 C:	premiumssd-p10	34.05	6
SRV-DE-SQL17	1 D:	premiumssd-p10	34.05	9
SRV-DEV-DES3	0 C:	premiumssd-p6	17.63	3
SRV-DE-WEBPLA-P	0 C:	premiumssd-p10	34.05	2
SRV-DE-WEBPLA-P	1 D:	premiumssd-p20	126.46	34
SRV-MS-APP	0 C: N:	premiumssd-p6	17.63	2
<b>Total</b>			<b>7,356.91</b>	<b>13,48</b>

Cost Acronyms: AI = As-Is; RS = Right-Sized | PayG = Pay as you go; 1yRI = 1 year Reserved Instances; 3yRI = 3 year Reserved Instances; C = Compute Cost; O = Operating System Cost; S = SQL Cost. (AHUB removes O and S cost) | SQL MI = SQL Managed Instance

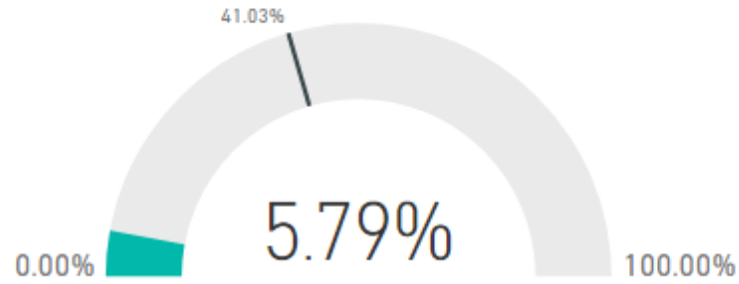
**7,356.91**  
Storage price Per Month (add to Azure VM Cost)

# Azure Express: Performance Metrics

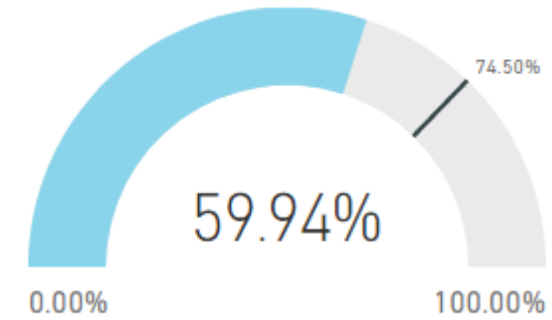
Right-Sized VM Profile Distribution



Average CPU Utilization (%)



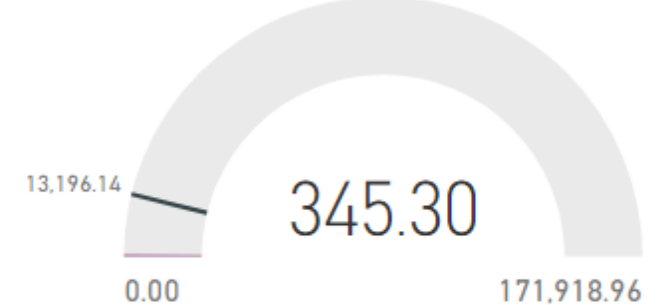
Average RAM Utilization (%)



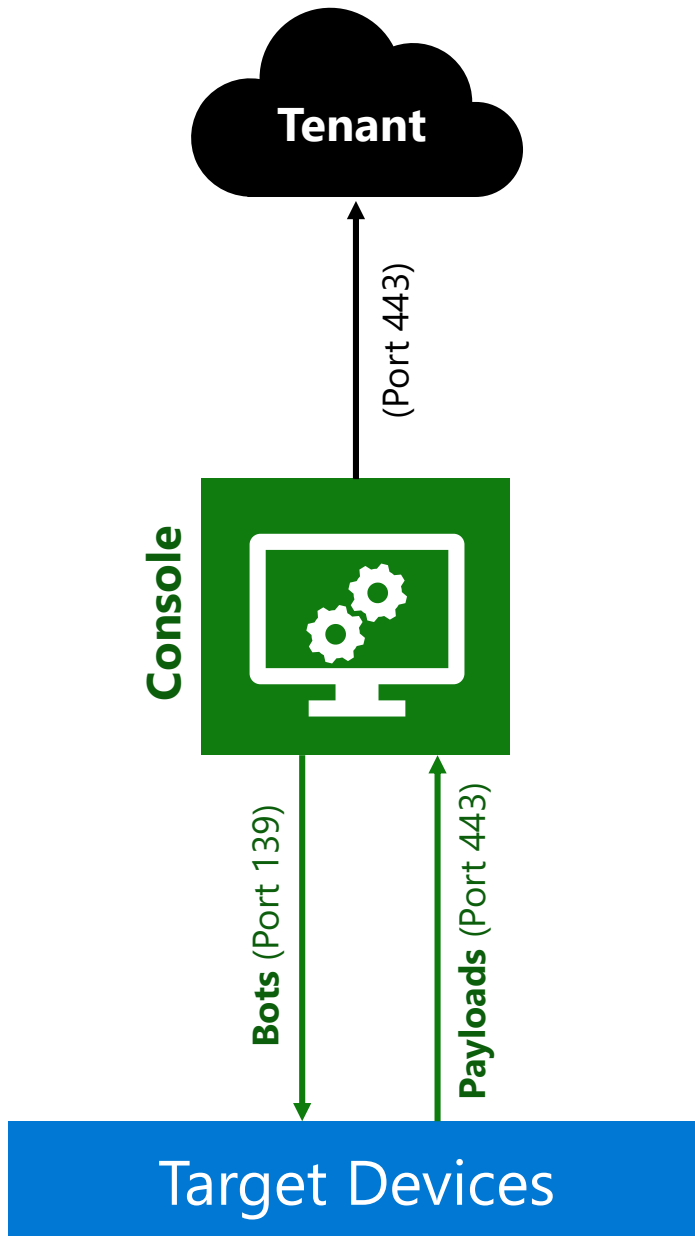
Average Disk IOPS



Average Throughput (KB/Second)



# Movere Overview



## VM for Movere Console (one for each separate datacenter/network):

- Operating System: Windows Server **2012 and above** (recommended).
- .NET Framework **4.7.2**. (minimum).
- Joined to domain and connected to AD + Resolves in DNS.
- Port 443 to the internet for upload and download  
*(connecting to 40.86.208.139 (Canada East))*

## Credentials:

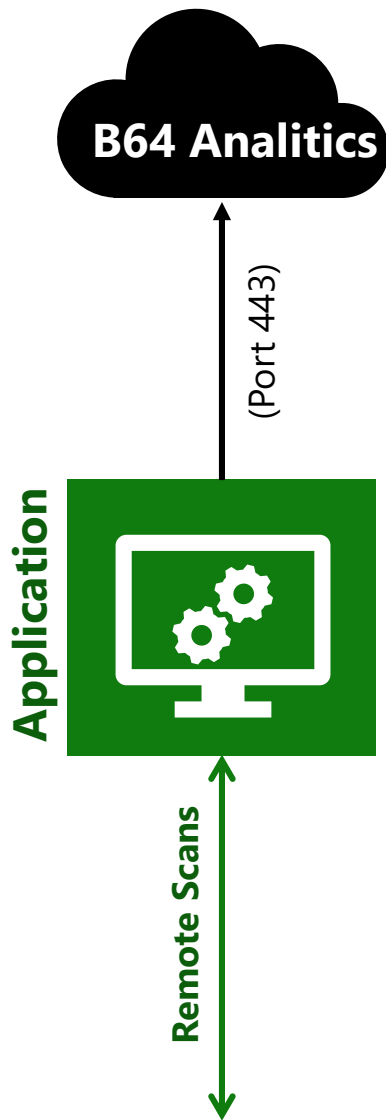
- Windows Service Account: *Local Admin on the Windows device(s) to be scanned.*  
*Note: depending on scope, SQL Service Account and Linux Service Account might be needed.*

## Main Ports:

- 443: *Download Movere (EXE), upload token used to transmit payloads to cloud.*
- 139: *Deliver bots (Inventory + ARC), Framework verifier, tokens*
- 135: *Remote scanning (WMI needs to be enabled on targets)*

<https://docs.microsoft.com/en-us/movere/console-deployment-requirements>

# Block 64 (Windows Native Application)



## Operating System and Hardware Requirements:

- **Recommended:** Windows 10 (or Windows Server 2016), 8GB of RAM, CPU w/ 4 cores
- **Minimum:** Windows 7 (or Windows Server 2008R2), 4GB of RAM, CPU w/ 2 cores

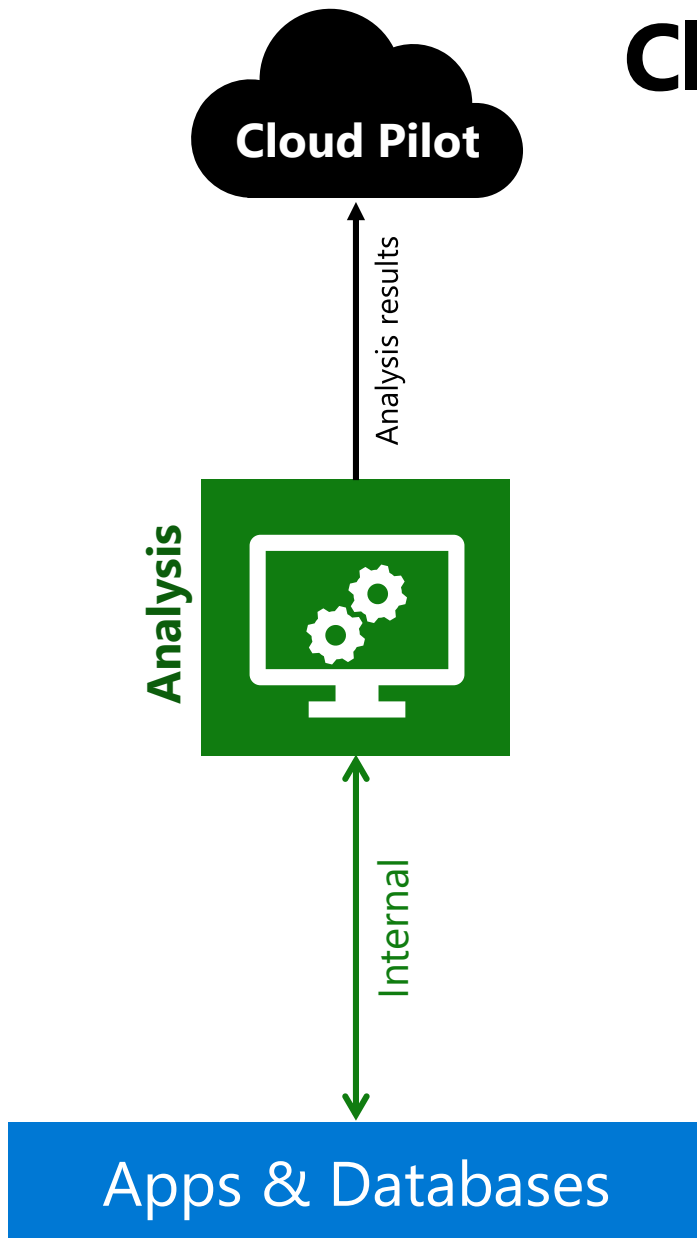
## You'll want to have on hand:

- **Network:** All internal networks in scope; CIDR notation or single IP addresses are accepted
- **Active Directory:** A domain controller per domain in scope; IP address or FQDN formats are accepted
- **Windows Inventory:** An account that has any two of the following 3 levels of access will accomplish inventory:
  - *Access to C\$*
  - *The ability to run NET RPC / Remote Registry*
  - *Remote (read-only) WMI*
- **Virtual Infrastructure:** Read-only administrator credentials for each vCenter Server in scope.
- **Office 365:** Global administrator credentials; used to grant read-only access to Office 365 usage reports, security events, and directory data.

Windows Devices

**Note:** only scans Windows OS, for Linux other options are available (BlockBox).

# Cloud Pilot



## Deployment Requirements:

- Windows 10 (recommended)
- Data Migration Assistant v4.1
- PowerShell v5 or later
- .NET Framework v4.5

## Application Analysis:

- **Main Requirement:** a folder with the source code of the applications in scope.
- **Platforms:** .NET, Java and PHP apps can be analyzed.

## Database Analysis:

- **Main Requirement:** *sysadmin* permissions and connection to the databases in scope.
- **Additional Requirements:**
  - If Oracle Database is in scope:
    - *Strawberry Perl*
    - *Ora2Pg Tool*